

PERFORMANCE

21 dba

MAX FLOW	MAX HEAD	MAX LIFT
14 L/ HOUR	8 METRES	8 METRES

Designed for high humidity environments and with high performance, the MAXIBLUE® is ideally suited for mid range air conditioning systems. Its exceptional reliability is backed by a multi year warranty and with class leading performance/suction lift, the MAXIBLUE® is ideal for installations in environments that are both demanding and expensive to access for maintenance.



UNIT
8-14 KW

SENSING OPTION

MAXIBLUE® pump available with:

RESERVOIR	DRAINSTIK® SENSOR	TEMPERATURE SENSOR
X87-701	X87-702	X85-703
		



**NO COMPLEX
SET UP**

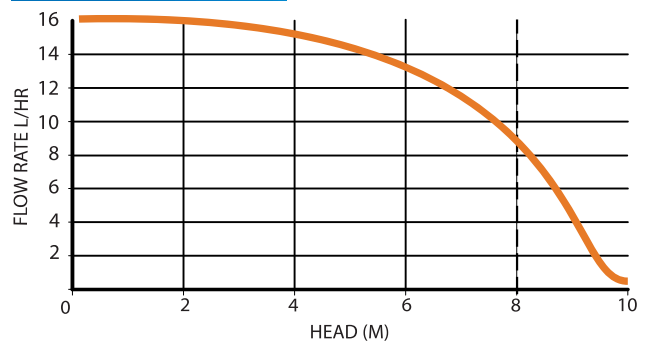
BLUEDIAMOND® technology can deal with the variable outputs of condensate without the need for additional sensors or overly complex performance settings.



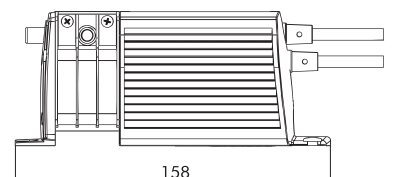
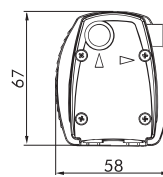
**NO WIRELESS
CONNECTIONS**

Plug in and wireless connections to review pump history or run times before premature failures are not needed due to proven inherently reliable RD technology.


PERFORMANCE



DIMENSIONS (MM)



DISCHARGE PIPE RUN



*14 KW MAX

V (VERTICAL)	H (HORIZONTAL)
8 M	0 M
7 M	3 M
6 M	6 M
5 M	9 M
4 M	12 M
3 M	15 M
2 M	18 M
1 M	21 M

The MAXIBLUE® can be mounted in any orientation up to 8m away from the A.C unit.